

Site Usage

346 Visits

Previous: 345 (0.29%)

61.27% Bounce Rate

Previous: 60.00% (2.12%)

688 Pageviews

Previous: 800 (-14.00%)

00:01:35 Avg. Time on Site

Previous: 00:01:50 (-13.73%)

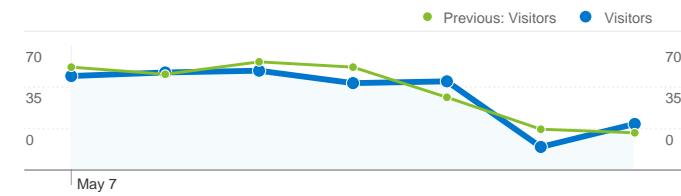
1.99 Pages/Visit

Previous: 2.32 (-14.25%)

64.16% % New Visits

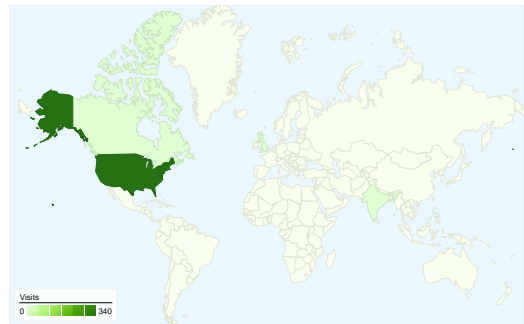
Previous: 62.61% (2.48%)

Visitors Overview

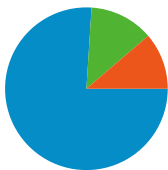


Visitors
277

Map Overlay

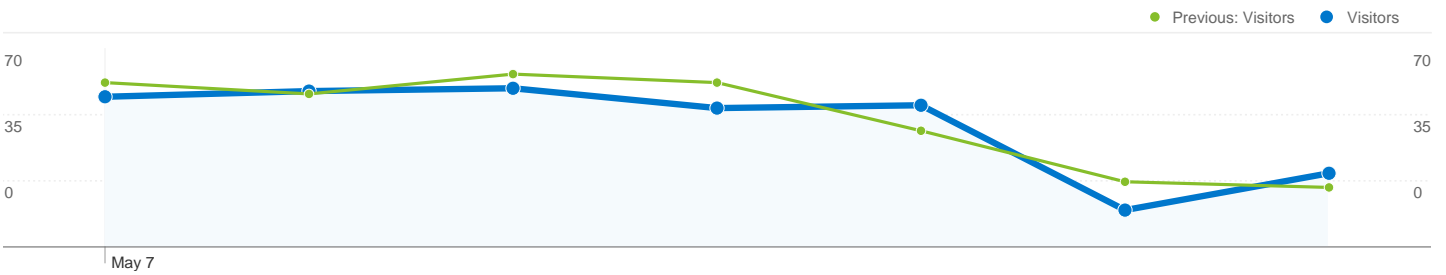


Traffic Sources Overview



- **Search Engines**
263.00 (76.01%)
- **Referring Sites**
44.00 (12.72%)
- **Direct Traffic**
39.00 (11.27%)

| Content Overview | | |
|-------------------------------------|-----------|-------------|
| Pages | Pageviews | % Pageviews |
| / | | |
| May 7, 2012 - May 13, 2012 | 165 | 23.98% |
| Apr 30, 2012 - May 6, 2012 | 168 | 21.00% |
| % Change | -1.79% | 14.20% |
| /offices/conservation/miamipark.htm | | |
| May 7, 2012 - May 13, 2012 | 34 | 4.94% |
| Apr 30, 2012 - May 6, 2012 | 33 | 4.12% |
| % Change | 3.03% | 19.80% |
| /offices/assessor/index.htm | | |
| May 7, 2012 - May 13, 2012 | 33 | 4.80% |
| Apr 30, 2012 - May 6, 2012 | 40 | 5.00% |
| % Change | -17.50% | -4.07% |
| /offices/sheriff/index.htm | | |
| May 7, 2012 - May 13, 2012 | 32 | 4.65% |
| Apr 30, 2012 - May 6, 2012 | 27 | 3.38% |
| % Change | 18.52% | 37.81% |
| /realestatemain.htm | | |
| May 7, 2012 - May 13, 2012 | 27 | 3.92% |
| Apr 30, 2012 - May 6, 2012 | 64 | 8.00% |
| % Change | -57.81% | -50.94% |



277 people visited this site

346 Visits

Previous: 345 (0.29%)

277 Absolute Unique Visitors

Previous: 284 (-2.46%)

688 Pageviews

Previous: 800 (-14.00%)

1.99 Average Pageviews

Previous: 2.32 (-14.25%)

00:01:35 Time on Site

Previous: 00:01:50 (-13.73%)

61.27% Bounce Rate

Previous: 60.00% (2.12%)

64.16% New Visits

Previous: 62.61% (2.48%)

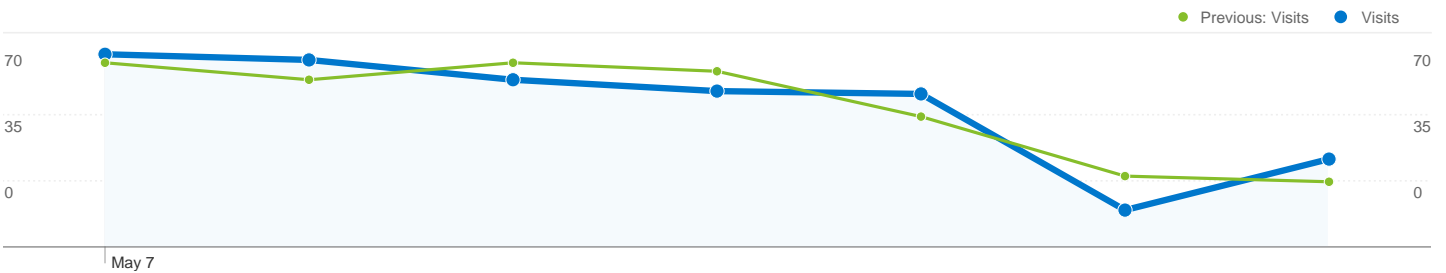
Technical Profile

| Browser | Visits | % visits |
|----------------------------|--------|----------|
| Internet Explorer | | |
| May 7, 2012 - May 13, 2012 | 215 | 62.14% |
| Apr 30, 2012 - May 6, 2012 | 228 | 66.09% |
| % Change | -5.70% | -5.97% |
| Firefox | | |
| May 7, 2012 - May 13, 2012 | 42 | 12.14% |
| Apr 30, 2012 - May 6, 2012 | 37 | 10.72% |
| % Change | 13.51% | 13.19% |

| Safari | | |
|----------------------------|--------|--------|
| May 7, 2012 - May 13, 2012 | 39 | 11.27% |
| Apr 30, 2012 - May 6, 2012 | 33 | 9.57% |
| % Change | 18.18% | 17.84% |
| Android Browser | | |
| May 7, 2012 - May 13, 2012 | 20 | 5.78% |
| Apr 30, 2012 - May 6, 2012 | 21 | 6.09% |
| % Change | -4.76% | -5.04% |
| Chrome | | |
| May 7, 2012 - May 13, 2012 | 19 | 5.49% |
| Apr 30, 2012 - May 6, 2012 | 18 | 5.22% |
| % Change | 5.56% | 5.25% |

Traffic Sources Overview

May 7, 2012 - May 13, 2012
 Comparing to: Apr 30, 2012 - May 6, 2012



All traffic sources sent a total of 346 visits

11.27% Direct Traffic

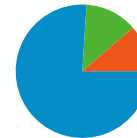
Previous: 13.62% (-17.26%)

12.72% Referring Sites

Previous: 11.88% (7.01%)

76.01% Search Engines

Previous: 74.49% (2.04%)



- **Search Engines**
263.00 (76.01%)
- **Referring Sites**
44.00 (12.72%)
- **Direct Traffic**
39.00 (11.27%)

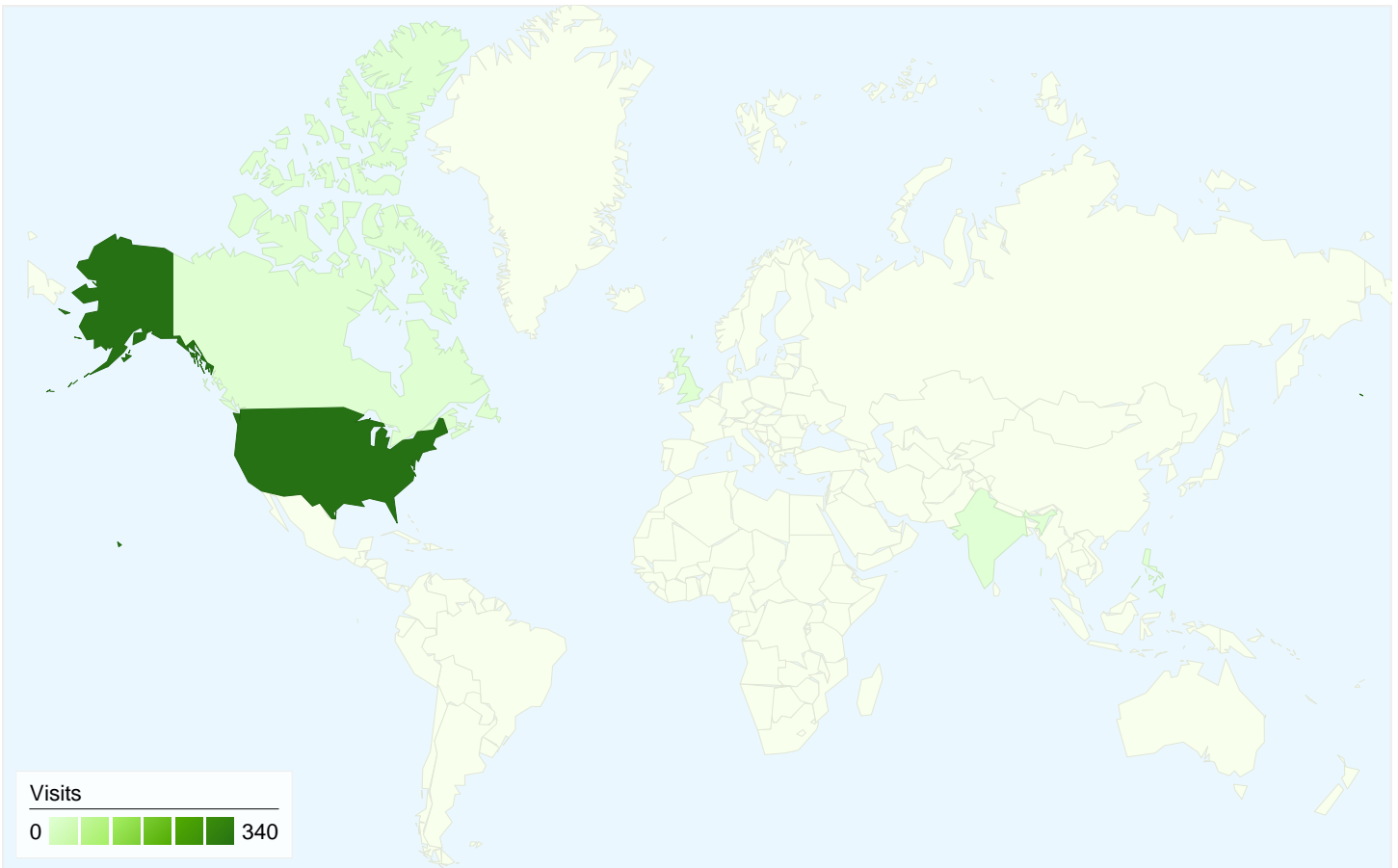
Top Traffic Sources

| Sources | Visits | % visits |
|----------------------------|---------|----------|
| google (organic) | | |
| May 7, 2012 - May 13, 2012 | 195 | 56.36% |
| Apr 30, 2012 - May 6, 2012 | 177 | 51.30% |
| % Change | 10.17% | 9.85% |
| bing (organic) | | |
| May 7, 2012 - May 13, 2012 | 42 | 12.14% |
| Apr 30, 2012 - May 6, 2012 | 60 | 17.39% |
| % Change | -30.00% | -30.20% |
| (direct) ((none)) | | |
| May 7, 2012 - May 13, 2012 | 39 | 11.27% |
| Apr 30, 2012 - May 6, 2012 | 47 | 13.62% |
| % Change | -17.02% | -17.26% |
| yahoo (organic) | | |
| May 7, 2012 - May 13, 2012 | 16 | 4.62% |
| Apr 30, 2012 - May 6, 2012 | 13 | 3.77% |
| % Change | 23.08% | 22.72% |
| albia.com (referral) | | |

| Keywords | Visits | % visits |
|----------------------------|---------|----------|
| monroe county iowa | | |
| May 7, 2012 - May 13, 2012 | 39 | 14.83% |
| Apr 30, 2012 - May 6, 2012 | 31 | 12.06% |
| % Change | 25.81% | 22.94% |
| (not provided) | | |
| May 7, 2012 - May 13, 2012 | 23 | 8.75% |
| Apr 30, 2012 - May 6, 2012 | 25 | 9.73% |
| % Change | -8.00% | -10.10% |
| monroe county ia assessor | | |
| May 7, 2012 - May 13, 2012 | 15 | 5.70% |
| Apr 30, 2012 - May 6, 2012 | 7 | 2.72% |
| % Change | 114.29% | 109.40% |
| monroe county ia | | |
| May 7, 2012 - May 13, 2012 | 11 | 4.18% |
| Apr 30, 2012 - May 6, 2012 | 4 | 1.56% |
| % Change | 175.00% | 168.73% |
| lake miami iowa | | |

| | | |
|----------------------------|--------|--------|
| May 7, 2012 - May 13, 2012 | 10 | 2.89% |
| Apr 30, 2012 - May 6, 2012 | 9 | 2.61% |
| % Change | 11.11% | 10.79% |

| | | |
|----------------------------|---------|---------|
| May 7, 2012 - May 13, 2012 | 8 | 3.04% |
| Apr 30, 2012 - May 6, 2012 | 3 | 1.17% |
| % Change | 166.67% | 160.58% |

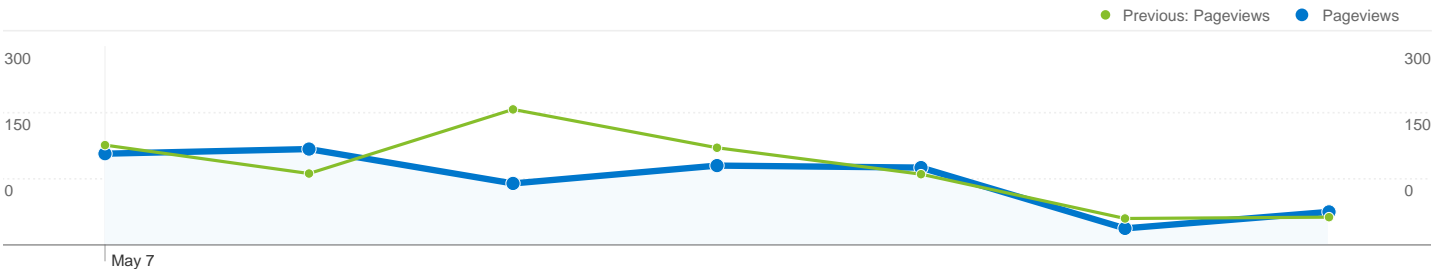


346 visits came from 6 countries/territories

Site Usage

| Visits | Pages/Visit | Avg. Time on Site | % New Visits | Bounce Rate | |
|-------------------------------------|---|---|---|---|-------------|
| 346 Previous: 345 (0.29%) | 1.99 Previous: 2.32 (-14.25%) | 00:01:35 Previous: 00:01:50 (-13.73%) | 64.16% Previous: 62.61% (2.48%) | 61.27% Previous: 60.00% (2.12%) | |
| Country/Territory | Visits | Pages/Visit | Avg. Time on Site | % New Visits | Bounce Rate |
| United States | | | | | |
| May 7, 2012 - May 13, 2012 | 340 | 2.00 | 00:01:36 | 63.82% | 61.18% |
| April 30, 2012 - May 6, 2012 | 344 | 2.32 | 00:01:50 | 62.50% | 59.88% |
| % Change | -1.16% | -14.02% | -12.60% | 2.12% | 2.16% |
| Canada | | | | | |
| May 7, 2012 - May 13, 2012 | 2 | 1.50 | 00:00:02 | 100.00% | 50.00% |
| April 30, 2012 - May 6, 2012 | 0 | 0.00 | 00:00:00 | 0.00% | 0.00% |
| % Change | 100.00% | 100.00% | 100.00% | 100.00% | 100.00% |
| United Kingdom | | | | | |
| May 7, 2012 - May 13, 2012 | 2 | 1.00 | 00:00:00 | 50.00% | 100.00% |

| | | | | | |
|------------------------------|----------|----------|----------|----------|------------|
| April 30, 2012 - May 6, 2012 | 0 | 0.00 | 00:00:00 | 0.00% | 0.00% |
| % Change | 100.00% | 100.00% | 0.00% | 100.00% | 100.00% |
| India | | | | | |
| May 7, 2012 - May 13, 2012 | 1 | 1.00 | 00:00:00 | 100.00% | 100.00% |
| April 30, 2012 - May 6, 2012 | 0 | 0.00 | 00:00:00 | 0.00% | 0.00% |
| % Change | 100.00% | 100.00% | 0.00% | 100.00% | 100.00% |
| (not set) | | | | | |
| May 7, 2012 - May 13, 2012 | 1 | 3.00 | 00:00:47 | 100.00% | 0.00% |
| April 30, 2012 - May 6, 2012 | 0 | 0.00 | 00:00:00 | 0.00% | 0.00% |
| % Change | 100.00% | 100.00% | 100.00% | 100.00% | 0.00% |
| Philippines | | | | | |
| May 7, 2012 - May 13, 2012 | 0 | 0.00 | 00:00:00 | 0.00% | 0.00% |
| April 30, 2012 - May 6, 2012 | 1 | 1.00 | 00:00:00 | 100.00% | 100.00% |
| % Change | -100.00% | -100.00% | 0.00% | -100.00% | -100.00% |
| | | | | | 1 - 6 of 6 |



Pages on this site were viewed a total of 688 times

688 Pageviews

Previous: 800 (-14.00%)

580 Unique Views

Previous: 619 (-6.30%)

61.27% Bounce Rate

Previous: 60.00% (2.12%)

Top Content

| Pages | Pageviews | % Pageviews |
|-------------------------------------|-----------|-------------|
| / | | |
| May 7, 2012 - May 13, 2012 | 165 | 23.98% |
| Apr 30, 2012 - May 6, 2012 | 168 | 21.00% |
| % Change | -1.79% | 14.20% |
| /offices/conservation/miamipark.htm | | |
| May 7, 2012 - May 13, 2012 | 34 | 4.94% |
| Apr 30, 2012 - May 6, 2012 | 33 | 4.12% |
| % Change | 3.03% | 19.80% |
| /offices/assessor/index.htm | | |
| May 7, 2012 - May 13, 2012 | 33 | 4.80% |
| Apr 30, 2012 - May 6, 2012 | 40 | 5.00% |
| % Change | -17.50% | -4.07% |
| /offices/sheriff/index.htm | | |
| May 7, 2012 - May 13, 2012 | 32 | 4.65% |
| Apr 30, 2012 - May 6, 2012 | 27 | 3.38% |
| % Change | 18.52% | 37.81% |
| /realestatemain.htm | | |

| | | |
|----------------------------|---------|---------|
| May 7, 2012 - May 13, 2012 | 27 | 3.92% |
| Apr 30, 2012 - May 6, 2012 | 64 | 8.00% |
| % Change | -57.81% | -50.94% |